


## Mosquito-Borne Illnesses

There are more than 50 species of mosquitoes in Suffolk County. Some are able to spread germs through their bite. Mosquitoes will bite anytime during the day or night.



Many mosquitoes that cause disease breed in standing water around the home. See the inside of this brochure to learn how to reduce mosquitoes around your home and your risk of getting bites.

### West Nile Virus

West Nile virus is the most common mosquito-borne disease in the U.S. and is established in Suffolk County. It is spread primarily by *Culex* mosquitoes. Most people infected with WNV do not feel sick. About 1 in 5 will develop a fever and other flu-like symptoms. About 1 in 150 people who are infected develop severe illness including encephalitis or meningitis.

### Eastern Equine Encephalitis Virus

Eastern Equine Encephalitis virus is typically spread by a variety of mosquitoes from forest swamps. In Suffolk County, this virus has been found sporadically in mosquitoes but there has never been a human infection.

### Dengue, Chikungunya, & Zika Virus

Dengue, Chikungunya and Zika viruses are spread mainly by *Aedes* mosquitoes, and are usually acquired while traveling abroad. Precautions should be taken when traveling to places where these viruses are circulating. Visit the CDC's website for current information on at-risk travel destinations: <https://wwwnc.cdc.gov/travel/destinations/list>

## To Learn More

Centers for Disease Control and Prevention:

<https://www.cdc.gov/mosquitoes/>

New York State Department of Health:

<https://www.health.ny.gov/publications/2731/>

Arthropod-Borne Disease Lab,  
Suffolk County Department of Health Services:  
<http://bit.ly/ABDLSCDHS>



### Additional Resources

The testing of dead birds is one way to check for the presence of WNV in the environment. If you find a dead bird on your property, especially a crow, blue jay, robin or hawk, please call the Suffolk County Department of Health Services at 631-787-2200 to report it.

### Suffolk County Department of Public Works:

If you have a concern about mosquitoes or to report an abandoned/stagnant swimming pool or standing water, contact Suffolk County Vector Control at 631-852-4270. <https://www.suffolkcountyny.gov/Departments/Public-Works/Vector-Mosquito-Control>

## Questions?

Call the Suffolk County Department of Health  
Services Information Line:  
631-787-2200

Steven Bellone  
County Executive



Gregson H. Pigott, MD,  
MPH  
Commissioner

<https://www.suffolkcountyny.gov>  
[Facebook.com/SuffolkCountyHealthServices](https://www.facebook.com/SuffolkCountyHealthServices)  
[Twitter.com/SuffolkCoHealth](https://twitter.com/SuffolkCoHealth)  
[Instagram.com/suffolkhealth/](https://www.instagram.com/suffolkhealth/)

# Get the Buzz on Mosquito Protection



from  
**Suffolk County**  
Department of Health  
Services

**5** IMPORTANT STEPS  
To Protect You and Your Family  
from Mosquito-Borne Illness

## Protection

Mosquitoes will bite any time during the day or night.

- When possible, wear protective clothing with long sleeves and long pants.
- Consider using EPA approved repellents as recommended by the CDC. Scan the QR code below for more information or visit: <https://bit.ly/CDCPreventBites>



- Be sure to follow label directions.
- Be sure to reapply repellent as often as indicated on the label.
- Spray repellent only on exposed skin and not on skin covered by clothing.
- Do not apply insect repellent to cut or irritated skin
- If you are using sunscreen, apply sunscreen first and repellent second.
- Use fans outdoors to prevent mosquitoes from flying around you.

### If you have a baby or child

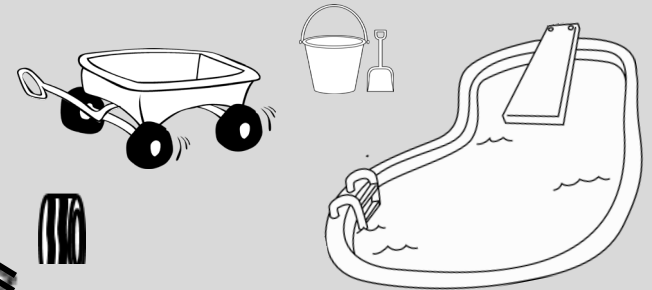
- When possible, dress children in protective clothing with long sleeves and long pants.
- Do NOT use repellent on babies younger than two months old.
- Cover baby carriages with mosquito nets.
- Do not apply insect repellent to a child's hands, eyes or mouth.
- Spray insect repellent onto your hands and then apply to a child's face.

# Five Important Steps to Protection

You are the first line of defense against mosquitoes around your home. Mosquitoes lay eggs in standing water and even small amounts of water can act as breeding sites. Follow these 5 steps weekly to reduce mosquitoes in your yard.

## 1 Keep Your Yard Tidy

Fill any holes in your yard and unclog gutters. Maintain swimming pools and keep grass trimmed.

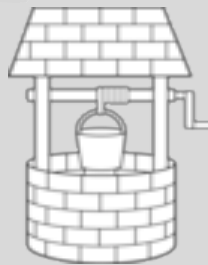


## 2 Repair Screens

Make sure all window and door screens are free of holes and rips that could allow mosquitoes to enter your home.

## 3 Remove Standing Water

Dump water from outdoor items such as children's toys, birdbaths, planters, dog bowls, and garbage cans. Turn over, cover, or drill holes in the bottom of the items that can hold water and are left outside, like garbage cans.



## 4 Scrub Items that Hold Water

After you dump water from a container, mosquito eggs may remain on the inside, even if you cannot see them. Scrubbing items clean will remove these eggs.

## 5 Prepare

Consider using EPA approved repellents.

